

Mono

325W PERC Half-Cell Module JAM60S03 305-325/PR Series

Introduction

Assembled with high-efficiency PERC cells, the half-cell configuration of the modules offers the advantages of higher power output, better temperature-dependent performance, reduced shading effect on the energy generation, lower risk of hot spot, as well as enhanced tolerance for mechanical loading.



Higher output power



Lower temperature coefficient



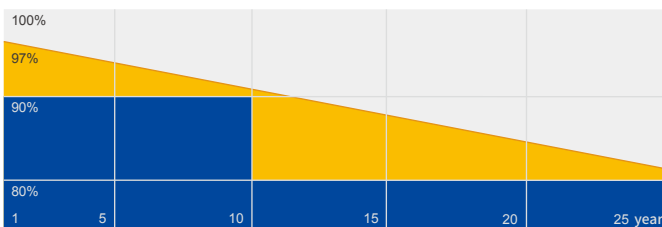
Less shading effect



Better mechanical loading tolerance

Superior Warranty

- 12-year product warranty
- 25-year linear power output warranty



■ JA Linear Power Warranty ■ Industry Warranty

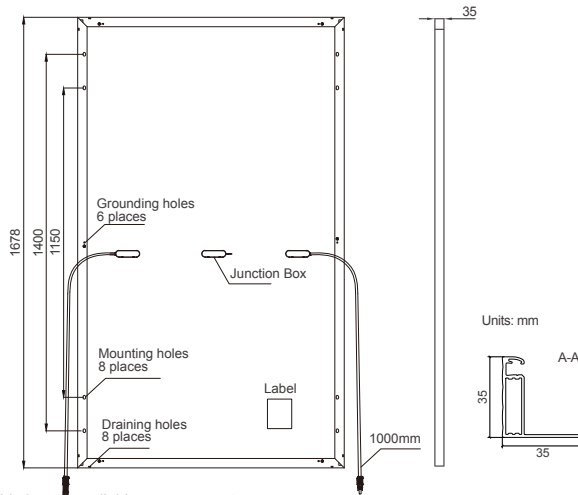

Comprehensive Certificates

- IEC 61215, IEC 61730, IEC TS 62804
- ISO 9001: 2015 Quality management systems
- ISO 14001: 2015 Environmental management systems
- OHSAS 18001: 2007 Occupational health and safety management systems
- IEC TS 62941: 2016 Terrestrial photovoltaic (PV) modules – Guidelines for increased confidence in PV module design qualification and type approval



MECHANICAL DIAGRAMS

SPECIFICATIONS



Remark: customized frame color and cable length available upon request

Cell	Mono
Weight	18.5kg±3%
Dimensions	1678mm×991mm×35mm
Cable Cross Section Size	4mm ²
No. of cells	120(6×20)
Junction Box	IP68, 3 diodes
Connector	MC4 Compatible(1000V) QC 4.10-35(1500V)
Packaging Configuration	30 Per Pallet

ELECTRICAL PARAMETERS AT STC

TYPE	JAM60S03 -305/PR	JAM60S03 -310/PR	JAM60S03 -315/PR	JAM60S03 -320/PR	JAM60S03 -325/PR
Rated Maximum Power(Pmax) [W]	305	310	315	320	325
Open Circuit Voltage(Voc) [V]	39.32	39.61	39.93	40.22	40.56
Maximum Power Voltage(Vmp) [V]	32.50	32.78	33.07	33.34	33.65
Short Circuit Current(Isc) [A]	9.97	10.03	10.10	10.16	10.22
Maximum Power Current(Imp) [A]	9.39	9.46	9.53	9.60	9.66
Module Efficiency [%]	18.3	18.6	18.9	19.2	19.5
Power Tolerance	0~+5W				
Temperature Coefficient of Isc(α _{Isc})	+0.051%/°C				
Temperature Coefficient of Voc(β _{Voc})	-0.289%/°C				
Temperature Coefficient of Pmax(γ _{Pmp})	-0.360%/°C				
STC	Irradiance 1000W/m ² , cell temperature 25°C, AM1.5G				

Remark: Electrical data in this catalog do not refer to a single module and they are not part of the offer.They only serve for comparison among different module types.

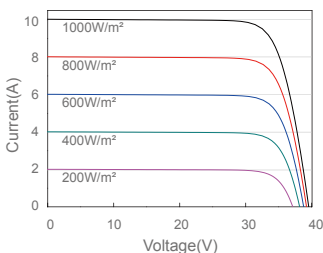
ELECTRICAL PARAMETERS AT NOCT

OPERATING CONDITIONS

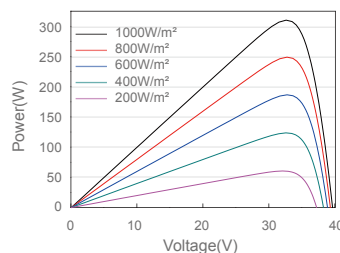
TYPE	JAM60S03 -305/PR	JAM60S03 -310/PR	JAM60S03 -315/PR	JAM60S03 -320/PR	JAM60S03 -325/PR	Maximum System Voltage	1000V/1500V DC(IEC)
Rated Max Power(Pmax) [W]	226	229	233	237	241	Operating Temperature	-40°C~+85°C
Open Circuit Voltage(Voc) [V]	36.32	36.61	36.93	37.15	37.38	Maximum Series Fuse	20A
Max Power Voltage(Vmp) [V]	32.47	32.77	33.06	33.31	33.54	Maximum Static Load,Front	5400Pa
Short Circuit Current(Isc) [A]	7.98	8.02	8.08	8.14	8.20	Maximum Static Load,Back	2400Pa
Max Power Current(Imp) [A]	6.95	7.00	7.05	7.11	7.17	NOCT	45±2°C
NOCT	Irradiance 800W/m ² , ambient temperature 20°C, wind speed 1m/s, AM1.5G					Application Class	Class A

CHARACTERISTICS

Current-Voltage Curve JAM60S03-310/PR



Power-Voltage Curve JAM60S03-310/PR



Current-Voltage Curve JAM60S03-310/PR

